

# I.S. CALEA FERATA DIN MOLDOVA

**Rezultatele activitatii  
anul 2016**

# INDICATORII PRINCIPALI DE ACTIVITATE

<b>Indicator</b>	<b>Un. masura</b>	<b>Efectiv 2016</b>	<b>Plan 2016</b>	<b>Efectiv 2015</b>	<b>%. ± fata de plan</b>	<b>%. ± fata de 2015</b>
Marfuri expediate	mii tone	782.9	634.9	873.3	123.3	89.6
Marfuri transportate	mii tone	3493	3542.4	4157.9	98.6	84
Parcursul tarifar de marfuri	mil. tone-km	793.0	817.7	959.3	97	82.7
Calatori transportati	mii pers.	2258	2499.6	3268.3	90.3	69.1
Parcursul calatorilor	mil. calatori-km	121.5	124.5	180.8	97.6	67.2
Tone-km conventionali	milioane	914.5	942.2	1140.1	97.1	80.2
Contingent de lucratori in activitatea de baza (mediu)	persoane	8459	9050	9230	-591	-771
inclusiv in transporturi	persoane	6723	7150	7392	-427	-669
Salariu mediu in activitatea de baza	lei	3845.53	3769.61	3 833	102	100.3
Salariu mediu in transporturi	lei	3964.37	3950.23	3 934	100.4	100.8

# INDICATORII FINANCIARI DIN TRANSPORTURI

Indicator	Un. masura	Efectiv 2016	Plan 2016	Efectiv 2015	± fata de plan	± fata de 2015
<b>Venituri din transporturi</b>	<b>mii lei</b>	<b>763275.5</b>	<b>769839.0</b>	<b>874757</b>	<b>-6563.5</b>	<b>-111481.5</b>
Transport marfuri	mii lei	580407.9	618610	663722	-38202.1	-83314.1
Transport calatori	mii lei	182867.4	151229	211035	31638.4	-28167.6
<b>Cheltuieli din transporturi</b>	<b>mii lei</b>	<b>905840.8</b>	<b>1031160</b>	<b>1066838</b>	<b>-125319</b>	<b>-160997</b>
Salarii si impozite	mii lei	393514.5	417840	430564	-24325.5	-37049.5
Materiale	mii lei	81208.6	123420	128755	-42211.4	-47546.4
Carburanti tractiune	mii lei	147155.1	167940	199791	-20784.9	-52635.9
Alti carburanti	mii lei	15351.5	22200	21106	-6848.5	-5754.4
Energie electrica	mii lei	13481.5	15960	13501	-2478.5	-19.5
Amortizarea	mii lei	111636.7	112800	111824	-1163.3	-187.3
Reparatii capitale	mii lei	12215.7	26000	18716	-13784.3	-6500.3
Alte cheltuieli	mii lei	131277.2	145000	142581	-13722.8	-11303.8
<b>Rezultat net din transporturi</b>	<b>mii lei</b>	<b>-142565</b>	<b>-261321</b>	<b>-192079</b>	<b>118755.7</b>	<b>49513.7</b>

# ACTIVITATEA DE TRANSPORT

mii lei

Indicator	Efectiv 2016	Efectiv 2015	± fata de 2015	% fata de 2015
<b>Transport de marfa</b>				
Venituri	580408	663722	-83314	87.45
Cheltuieli	522187	603520	-81333	86.52
<b>Rezultat net</b>	<b>58221</b>	<b>60202</b>	<b>-1981</b>	<b>96.71</b>
<b>Transport de calatori</b>				
Venituri	182867	211035	-28168	86.7
Cheltuieli	383654	463316	-79662	82.81
<b>Rezultat net</b>	<b>-200787</b>	<b>-252281</b>	<b>51494</b>	<b>-79.59</b>
<b>TOTAL rezultat net din activitate de transport</b>	<b>-142566</b>	<b>-192079</b>	<b>49513</b>	<b>-74.22</b>

Nota:

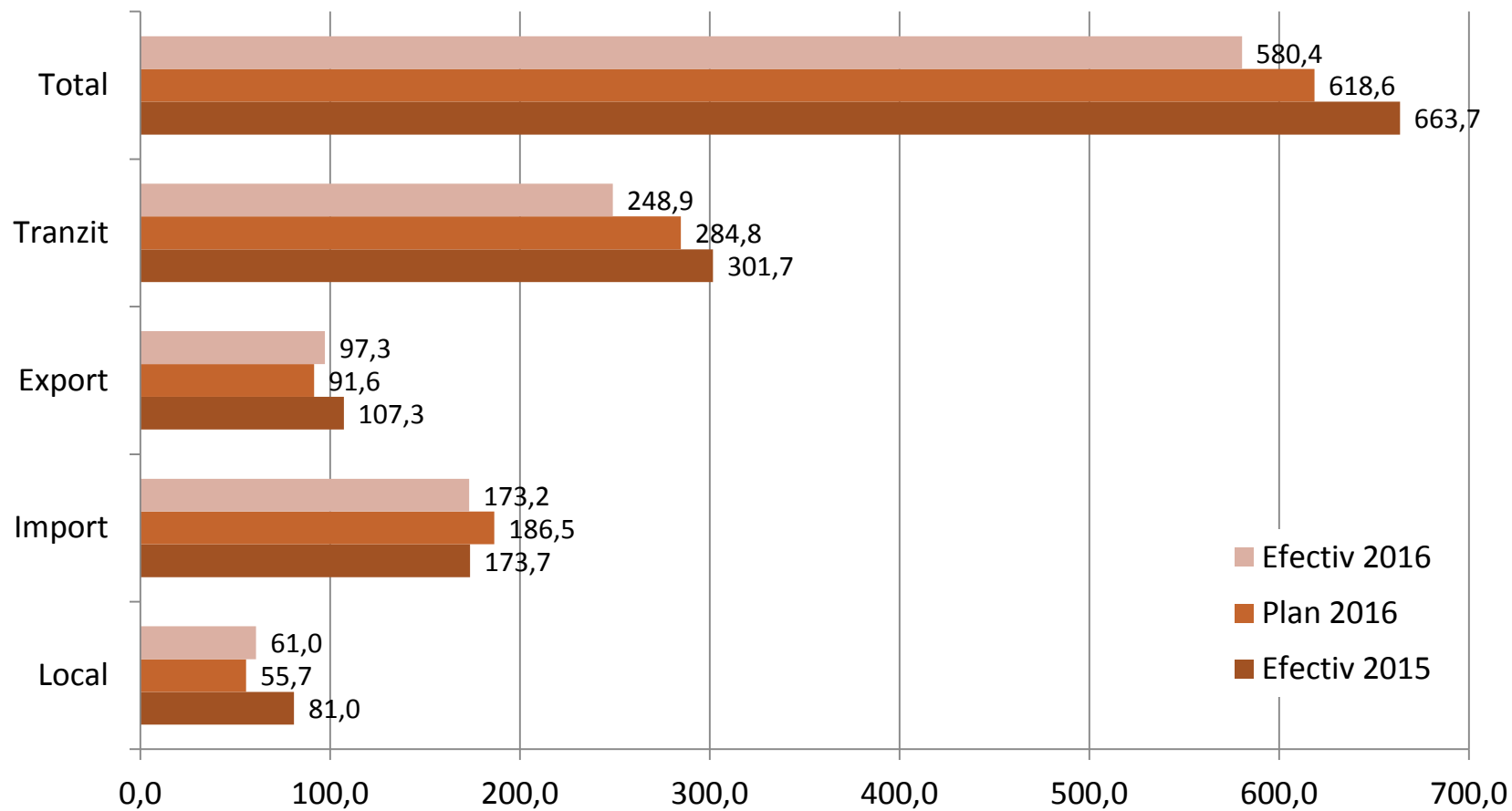
In componenta cheltuielilor pentru transportul de marfa si calatori sunt incluse costurile alocate de infrastructura si cheltuielile generale si administrative

# TRANSPORTUL DE MARFURI

Indicator	Un. masura	Efectiv 2016	Plan 2016	Efectiv 2015	% fata de plan	% fata de 2015
<b>Marfuri transportate</b>	<b>mii tone</b>	<b>3493.0</b>	<b>3542.4</b>	<b>4157.9</b>	<b>98.61</b>	<b>84.01</b>
- Local	-/-	367.3	290.4	473.8	126.48	77.5
- Import	-/-	1205	1189.1	1344.8	101.3	89.60
- Export	-/-	417.2	344.5	413.3	121.10	100.90
- Tranzit	-/-	1503.5	1718.4	1926	87.49	78.06
<b>Parcursul tarifar de marfuri</b>	<b>mil. tone-km</b>	<b>793</b>	<b>817.7</b>	<b>959.3</b>	<b>96.97</b>	<b>82.66</b>
- Local	-/-	115	100	160.4	115	71.69
- Import	-/-	154.2	160.7	159.2	95.95	96.86
- Export	-/-	102.1	76.5	98.7	133.46	103.44
- Tranzit	-/-	421.7	480.5	541.0	87.76	77.95
<b>Venituri din transport</b>	<b>mii lei</b>	<b>580408</b>	<b>618610</b>	<b>663722</b>	<b>93.82</b>	<b>87.45</b>
- Local	-/-	60968	55650	81000	109.55	75.27
- Import	-/-	173242	186520	173706	92.88	99.73
- Export	-/-	97316	91600	107322	106.24	90.68
- Tranzit	-/-	248882	284840	301695	87.37	82.49

# TRANSPORTUL DE MARFURI

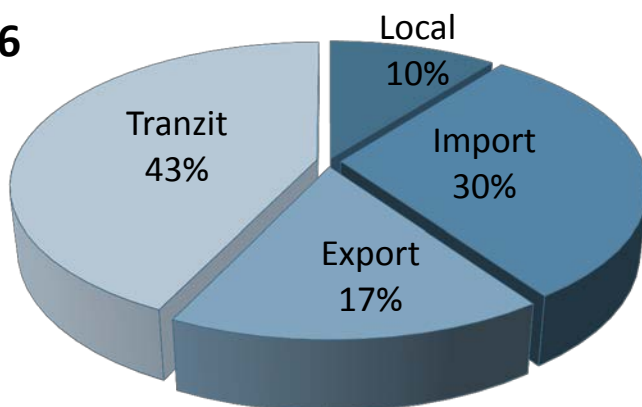
## Venituri din transport de marfa (mil. lei)



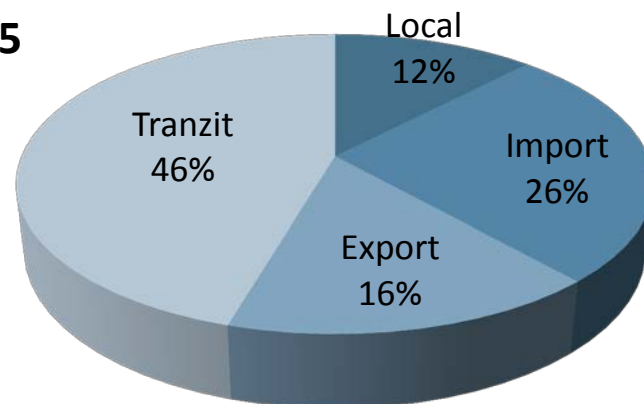
# TRANSPORTUL DE MARFURI

## Structura veniturilor din transport de marfa

**2016**

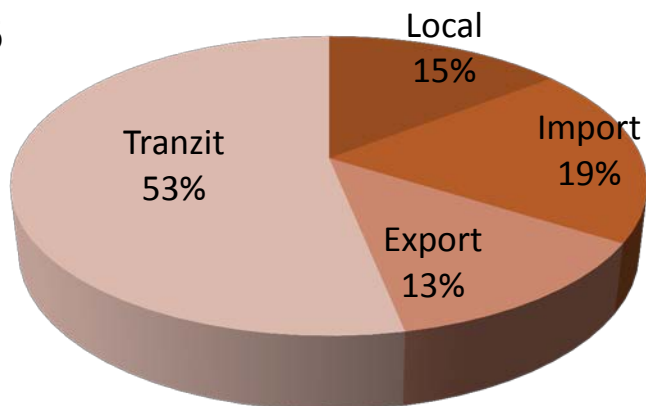


**2015**

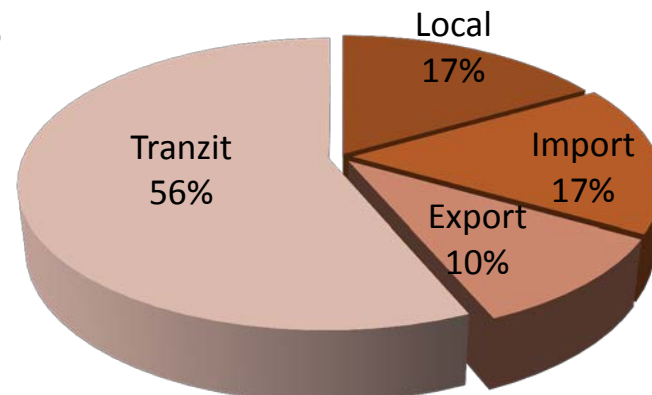


## Structura traficului de marfuri (tone-km)

**2016**



**2015**



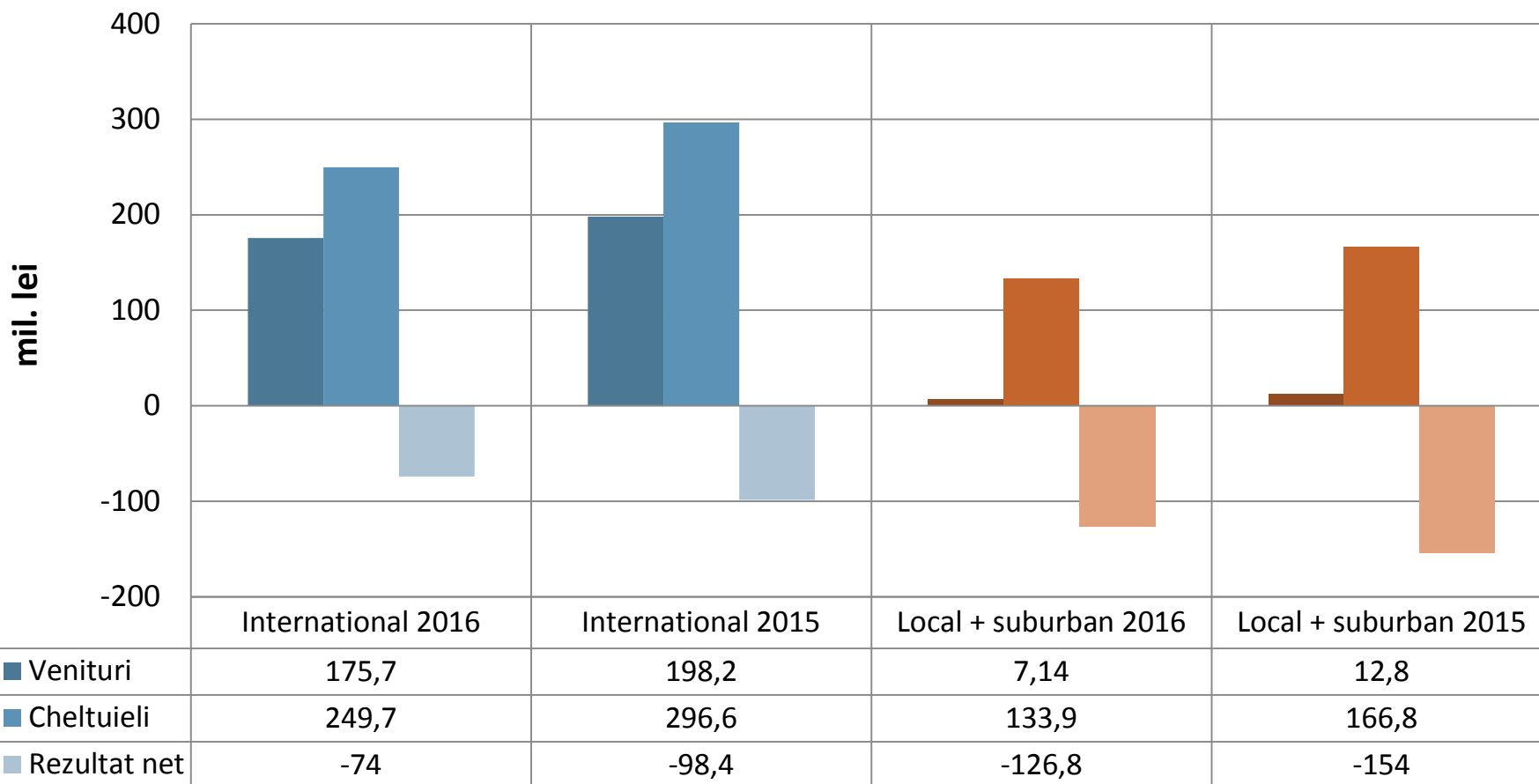
# TRANSPORTUL DE CALATORI

Indicator	Un. masura	Efectiv 2016	Plan 2016	Efectiv 2015	% fata de plan	% fata de 2015
<b>Calatori transportati</b>	<b>mii pers.</b>	<b>2258.0</b>	<b>2499.6</b>	<b>3268.3</b>	<b>90.33</b>	<b>69.09</b>
- Suburban	-/-	1513.3	1771.7	2295.3	85.42	65.93
- Local	-/-	124.5	159.9	287.1	77.86	43.36
- International direct	-/-	620.2	568	685.9	109.2	90.42
<b>Parcursul calatorilor</b>	<b>mil. calatori-km</b>	<b>121.5</b>	<b>124.5</b>	<b>180.8</b>	<b>97.59</b>	<b>67.20</b>
- Suburban	-/-	57.9	66.09	84.5	87.61	68.52
- Local	-/-	11.7	15.27	32.6	76.62	35.89
- International*	-/-	51.9	43.15	63.7	120.28	81.48
<b>Venituri din transport</b>	<b>mii lei</b>	<b>182867.4</b>	<b>151229</b>	<b>211034.6</b>	<b>120.92</b>	<b>86.65</b>
- Suburban	-/-	3676.1	4690	7596.6	78.38	48.39
- Local	-/-	3468.3	4509	5185.1	76.92	66.89
- International direct	-/-	175723	142030	198252.9	123.72	88.64



# TRANSPORTUL DE CALATORI

## Rezultatul din activitatea de transport de calatori



## CFM - Rezultatele activitatii pentru anul 2016

## REZULTAT NET FINANCIAR

Indicator	Un. masura	Efectiv 2016	Plan 2016	Efectiv 2015	± fata de plan	± fata de 2015
Rezultat net din:						
• Activitatea de transport	mii lei	-142565.5	-261321	-192079.4	118755.50	49513.90
-marfă	-/-	58221		60201.8		-1980.80
-călători	-/-	-200787		-252281.2		51494.20
• Activitatea secundara <sup>1</sup>	-/-	113624.8	112000	149910.3	1624.80	-36285.50
• Alte activitati operationale <sup>2</sup>	-/-	-51101.4	-51000	-68331.0	-101.40	17229.60
• Activități cu active imobilizate pe termen lung <sup>3</sup>	-/-	22526.7	14410	7161.0	8116.70	15365.70
• Activități financiare	-/-	4298.2	0	-1588.9	4298.20	5887.10
• Cheltuieli extraordinare	-/-	-19.7	0	-307.9	-19.70	288.20
<b>REZULTAT NET TOTAL</b>	<b>-/-</b>	<b>-53236.9</b>	<b>-185911</b>	<b>-105235.9</b>	<b>132674.10</b>	<b>51999.00</b>

<sup>1</sup> activitatea auxiliara -secundara – servicii filiale. utilizare vagoane. servicii tractiune (utilizare locomotive). locațiune

<sup>2</sup> alte activitati operationale – realizare deseuri metal si alte materiale. activitatea de medicina. dobanda credite. obligatiuni CCM

<sup>3</sup> activități cu active imobilizate pe termen lung – realizare și lichidare mijloace fixe neutilizate in proces tehnologic